



# COMPOSITE PERFORMANCE REVIEW

Report for Periods Ending May 31, 2023

## The University of Toledo and The University of Toledo Foundation



THE UNIVERSITY OF  
**TOLEDO**  
1872



THE UNIVERSITY OF TOLEDO  
**FOUNDATION**

*Presented by:*

Stephen M. Hodson, CFA, CAIA  
Senior Vice President





# The University of Toledo and The University of Toledo Foundation Composite Performance Review

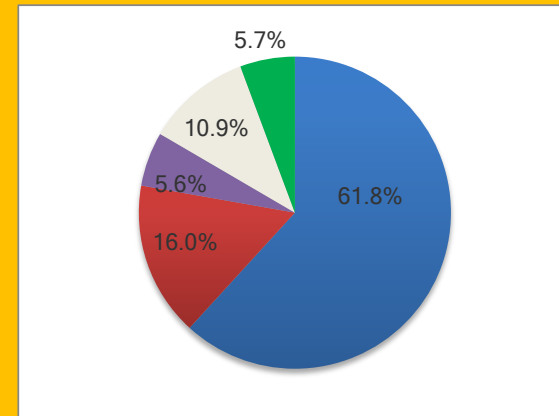
Report For Periods Ending May 31, 2023



	Assets	Month	FYTD	Annualized				Since Inception	
				1 Year	3 Years	5 Years	10 Years		
UT Foundation Composite	\$620,013,710	-1.0	4.2	-1.7	8.4	4.6	5.6	7.5	1/94
Transition Index		-1.1	5.1	-1.0	8.2	5.7	6.1	6.8	
Target Weighted Index <sup>1</sup>		-1.0	6.7	0.1	9.0	6.0	6.3	6.8	
UT Physician's Group	\$17,144,495								5/23
University Board Designated Reserves <sup>A</sup>	\$217,534,104	-1.0	4.2	-1.7	8.4	4.6	5.6	5.1	5/05
Working Capital Cash & Equivalents	\$162,265,627	0.1	0.7	0.1	0.2	0.9	0.5	0.4	12/03
U.S. 91-Day Treasury Bills		0.5	3.6	3.8	1.3	1.5	1.0	1.3	
<b>TOTAL</b>	<b>\$782,284,368</b>	<b>-0.8</b>	<b>3.5</b>	<b>-1.1</b>	<b>6.5</b>	<b>3.7</b>	<b>4.7</b>	<b>6.7</b>	

## Foundation Asset Allocation

	FYTD	1 Year
Global Equity	5.5%	-2.1%
Global Fixed	-0.1%	-0.8%
Real Assets	-3.4%	-7.9%
Div Strategies	4.9%	2.5%
Cash	0.1%	0.1%

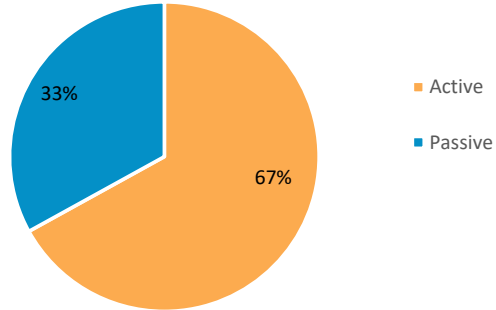


# The University of Toledo Foundation

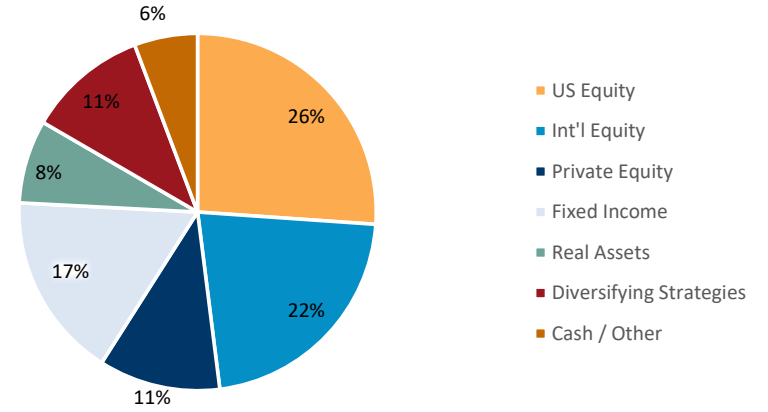
## Schedule of Asset and Style Allocation

Report For Periods Ending May 31, 2023

Active vs. Passive



Asset Allocation



Detailed Asset Allocation

